


LAMENESS INTERVENTION GUIDE

TIE STALL HOUSING



• No signs of lameness
NEXT ROUTINE HOOF TRIMMING




• Sign(s) of lameness, but walks on all 4 feet
TAKE A CLOSER LOOK WITHIN 2 WEEKS – MAXIMUM

• Reluctance to bear weight on one foot and/or
• Swollen foot
TO BE EXAMINED BY THE VETERINARIAN WITHIN 48 HOURS – MAXIMUM

SIGNS OF LAMENESS IN TIE STALL HOUSING

BEHAVIOURAL INDICATORS	DESCRIPTION
THE COW IS IN A STANDING POSITION (VOLUNTARY MOVEMENT)	
TOES ON THE EDGE	Rests toes on the edge of the stall when standing immobile; generally a way to relieve the pressure on one part of the foot. This does not include the times when the cow briefly puts her toe on the edge when in movement or taking a step.
WEIGHT TRANSFER	Regularly and repeatedly transfers weight from one foot to another. Repeated weight transfer means each hind foot is lifted off of the ground at least twice. The foot is lifted and put back in the same place without the cow taking a step forward or backward.
RESTING (leaning)	Repeatedly rests on one toe more than the other: the cow lifts a part or the whole foot off of the ground.
THE COW MOVES FROM ONE SIDE TO THE OTHER	
UNEVEN MOVEMENT	Unequal distribution of weight from one foot to the other when the cow is encouraged to move from one side to the other. Noticeable due to the more rapid movement of one foot as compared to the other or the cow is reluctant to support her weight on one toe in particular.

LAMENESS EVALUATION FORM – TIE STALL HOUSING

	SIGNS OF LAMENESS					CODES		
	Cow #	Toes Resting on the Edge	Weight Transfer (from one foot to the other)	Rest (limited weight placed on one foot)	Uneven Movement (unequal weight placement, jerky movements)			
1								
2								
3								
4								
5								
6								
7								
8								
9								
10								
11								
12								
13								
14								
15								
16								
17								
18								
19								
20								
21								
...								
30								
TOTAL								